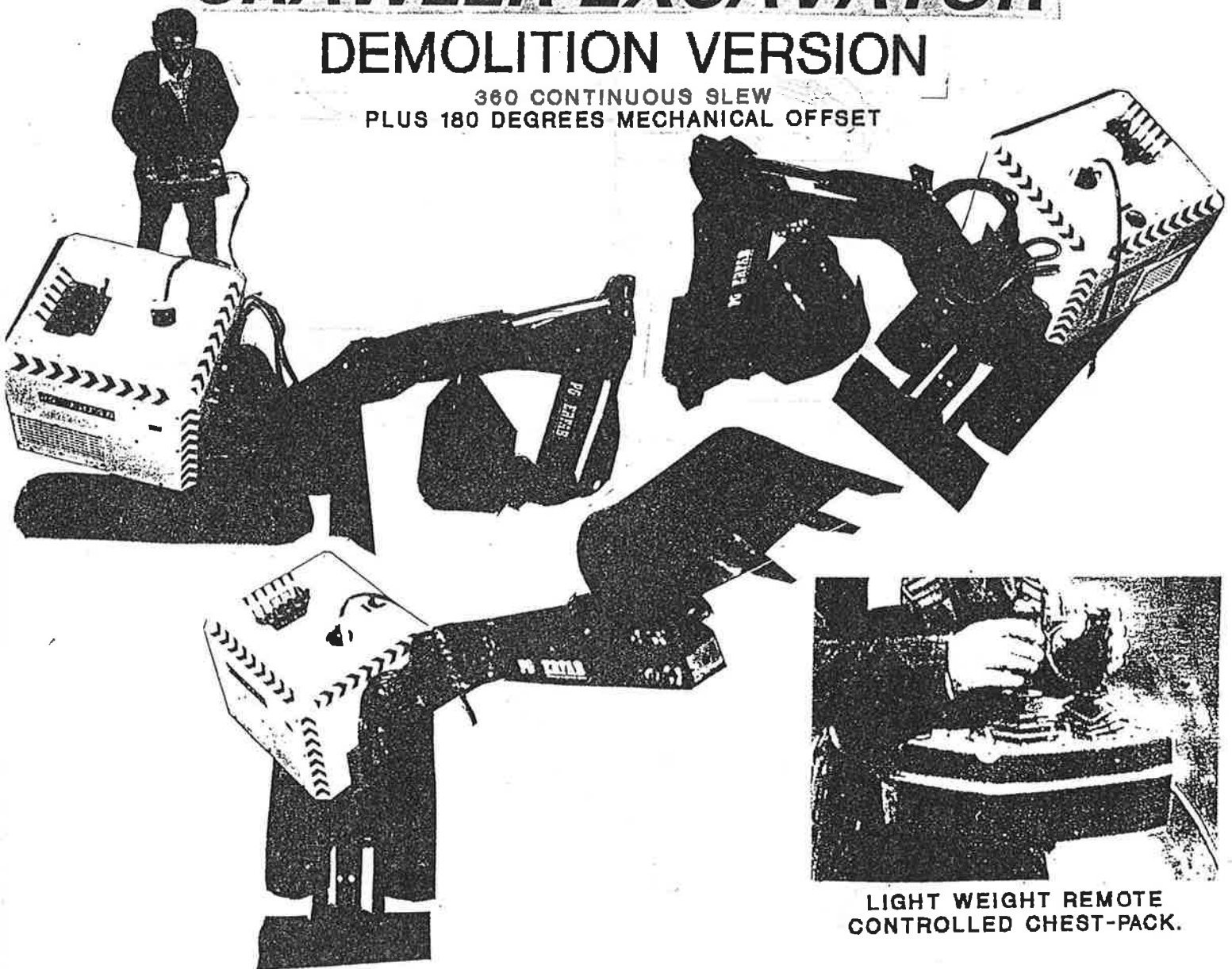


# POWERFAB 1250

## CRAWLER EXCAVATOR

### DEMOLITION VERSION

360 CONTINUOUS SLEW  
PLUS 180 DEGREES MECHANICAL OFFSET

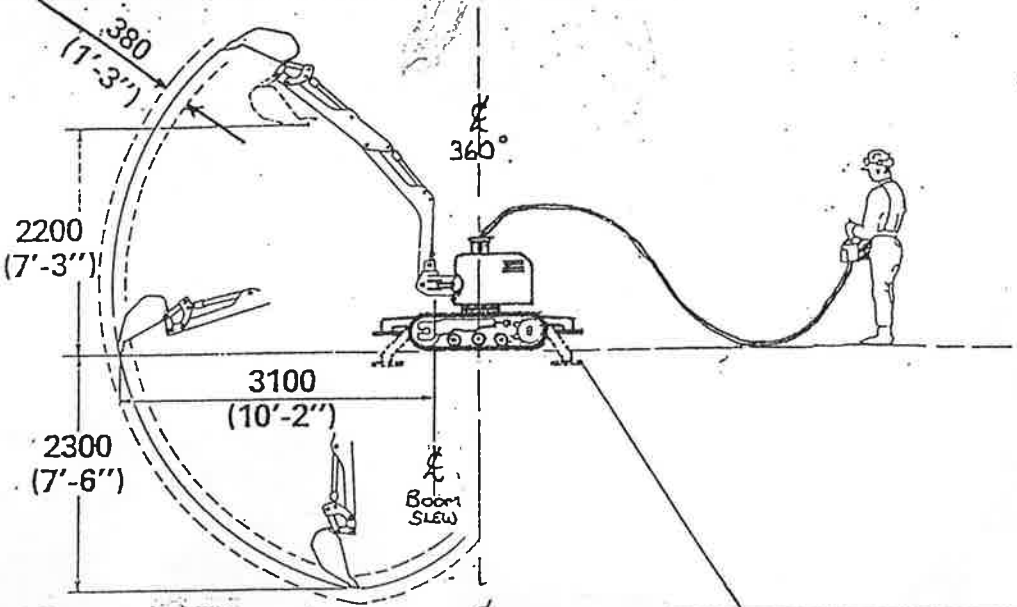


LIGHT WEIGHT REMOTE  
CONTROLLED CHEST-PACK.

- LIGHT WEIGHT 0.92 TONNE.
- TELESCOPIC DOZER BLADE FOR INCREASED SIDE STABILITY.
- OUTRIGGERS ON BACK OFM/C GIVES GOOD STABILITY.
- DIGGING DEPTH OF (7'6").
- ALL ROUND EASY ACCESS FOR SERVICING AND MAINTENANCE.
- WORKS IN CONFINED SPACE.
- POWERED BY PETROL, DIESEL OR ELECTRIC MOTOR FOR INDOORS.
- HPTO WILL POWER HYDRAULIC IMPLEMENTS INCLUDING BREAKERS, SAWS, PUMPS, ETC.
- REINFORCED RUBBER TRACKS.
- STANDARD MACHINE 40" WIDE, 30" WIDE ALSO AVAILABLE.

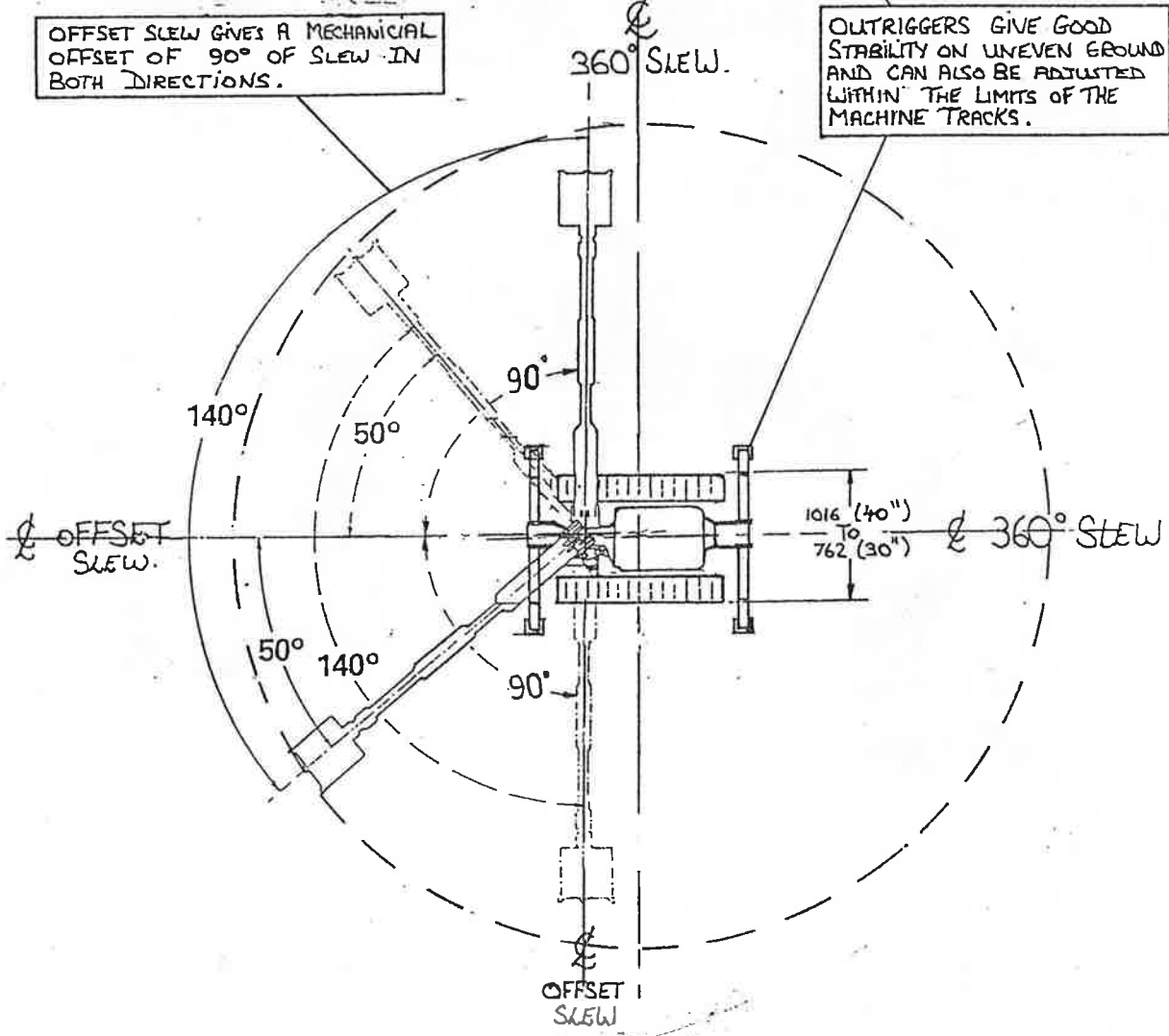
OPTIONAL TELESCOPIC DIPPER GIVES HIGH LIFT DEEP DIG IN EXTENDED POSITION AND HARD DIG IN THE CLOSED POSITION.

FITTED WITH OPTIONAL 3 PHASE ELECTRIC MOTOR.



OFFSET SLEW GIVES A MECHANICAL OFFSET OF 90° OF SLEW IN BOTH DIRECTIONS.

OUTRIGGERS GIVE GOOD STABILITY ON UNEVEN GROUND AND CAN ALSO BE ADJUSTED WITHIN THE LIMITS OF THE MACHINE TRACKS.



For further information contact our Sales Department at the address given below.

Your Powerfab Distributor

LEXPRINT OF RISCA

# POWERFAB

SALES & SPARES LIMITED

FAIR VIEW, ASHVALE,  
 TREDEGAR, GWENT NP2 3HA  
 UNITED KINGDOM.  
 TELEPHONE: 049525-6627.  
 TELEX: 498973 POWFAB G.  
 FAX: 0495-718162